









<p>HEAD</p>  <ol style="list-style-type: none"> 1. Knowledge 2. Understanding 3. Analysis 4. Feedback 5. Responsibility 6. Rules 	<p>HEART</p>  <ol style="list-style-type: none"> 1. Communication 2. Leadership 3. Respect 4. Resilience 5. Effort 6. Confidence 	<p>HANDS</p>  <ol style="list-style-type: none"> 1. Physical Ability 2. Fitness Levels 3. Competitive 4. Technique 5. Tactics 6. Problem Solving
---	---	---

Key
• Dance
• F.M.S
• Games
• Body Management
• OAA

Lower Key Stage 2 Priorities:				Swimming Priorities		
<ol style="list-style-type: none"> 1) Apply and develop a broad range of PE skills. 2) Learn how to use and apply the PE skills in different ways. 3) Start to link the PE skills to make actions and sequences of movement. 4) Learn the basics of activities/sport rules. 				<ul style="list-style-type: none"> • Swim competently, confidently and proficiently over a 25m distance • Use a range of strokes effectively. 		
	Half Term 1	Half Term 2	Half Term 3	Half Term 4	Half Term 5	Half Term 6
Y3						
PE SKILLS	Fundamental Skills	Ball Skills		Yoga	Fitness	
PE GAMES	Dance	Basketball	Hockey Gymnastics	Football	Athletics	Tennis OAA
PE HOOK	OAA - Cross Country	Skipping	OAA - Orienteering	Benchball	Dodgeball	Pickle Ball
OTHER			Year Group Competition (Hockey)			Sports Day Year Group Competition (Football)
Y4						
PE SKILLS	Fundamental Skills	Ball Skills	Yoga		Fitness	
PE GAMES	Dance	Basketball	Football	Hockey Gymnastics	Athletics	Tennis OAA
PE HOOK	OAA - Cross Country	Skipping	Benchball	OAA - Orienteering	Dodgeball	Pickle Ball
OTHER	Swimming Year Group Competition (Basketball)	Swimming	Swimming	Swimming	Swimming	Swimming Sports Day

Key
• Dance
• F.M.S
• Games
• Body



<p>HEAD</p>  <ol style="list-style-type: none"> 1. Knowledge 2. Understanding 3. Analysis 4. Feedback 5. Responsibility 6. Rules 	<p>HEART</p>  <ol style="list-style-type: none"> 1. Communication 2. Leadership 3. Respect 4. Resilience 5. Effort 6. Confidence 	<p>HANDS</p>  <ol style="list-style-type: none"> 1. Physical Ability 2. Fitness Levels 3. Competitive 4. Technique 5. Tactics 6. Problem Solving
--	--	--

Upper Key Stage 2 Priorities:

- 1) Apply their knowledge, game play and tactics
- 2) Enjoy communicating, collaborating and competing with each other
- 3) Develop an understanding of how to improve in different physical activities and sports
- 4) Learn how to evaluate and recognise their own success

Y5

PE GAMES	Dance Netball	Football Handball	Gymnastics Basketball	Tag Rugby Dodgeball	Athletics OAA/Orienteering	Cricket Rounders
PE HOOK	OAA - Cross Country	Ultimate Frisbee	Flag Football	Tchoukball	Badminton	Golf
OTHER				Year Group Competition (Handball)		Sports Day

Y6

PE GAMES	Football Handball	Dance Netball	Tag Rugby Dodgeball	Gymnastics Basketball	Athletics OAA/Orienteering	Cricket Rounders
PE HOOK	OAA - Cross Country	Ultimate Frisbee	Tchoukball	Flag Football	Badminton	Golf
OTHER	Bikeability	Year Group Competition (Dodgeball)			Year Group Competition (Benchball)	Sports Day

IR Priorities:

IR						
Key Skills	Throwing and Catching Kicking and Hitting	Core and Balance	Throwing and Catching Kicking and Hitting	Core and Balance	Sports Day Training	Track and Field Activities
Other	Swimming Boccia Curling		Swimming Bowling Table Cricket Cheerleading Edale Residential			Swimming Multi-skills (SUFC) Pentathlon Badminton Sports Day